

MCB enclosure, +door, 9HP, HxWxD=250x187.5x150mm

Part no.

Catalog No.

EL-Nummer
(Norway)

AE/I23E/T

032139

2502173

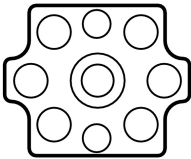
Delivery program

Dimensions	mm	
Product range		xEnergy Safety Ci
Basic function		Prepared enclosures
Product function		MCB individual enclosures
Accessories		MCB individual enclosures
Single unit/Complete unit		Stand-alone device
Standards		EN 62208 EN 61439-2
Description		Metric cable entry knockouts in all sides Housings for e.g. built-in devices MCB, RCD, RCBO, AFDD Transparent door for operator access to devices fitted Metal mounting rail for snapping on devices 1 x Blanking strip for unused mounting locations Protective shroud with inscription label PE/N combi-plug-in terminals Fixing straps for wall fixing Sealable cover fasteners
Degree of Protection		IP65
Width	mm	250
Height	mm	187.5
Depth	mm	150
Modular spacing (space units)	Number	9
PE and N terminals, quantity x cross-section	mm ²	On each 1 x (2.5 - 25) On each 7 x (0.5 - 4)

Model

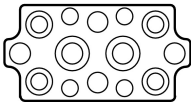
Type Door	Transparent
-----------	-------------

Notes
A



1 x M32/20
6 x M20
2 x M16

B



2 x M32/20
4 x M25/16
4 x M20
4 x M16

Design verification as per IEC/EN 61439

Technical data for design verification			
Heat dissipation, at an ambient temperature of 35°C, delta T: 20 degrees in top of the enclosure, calculated as per IEC 60890			
Individual enclosure for wall mounting	P _V	W	13

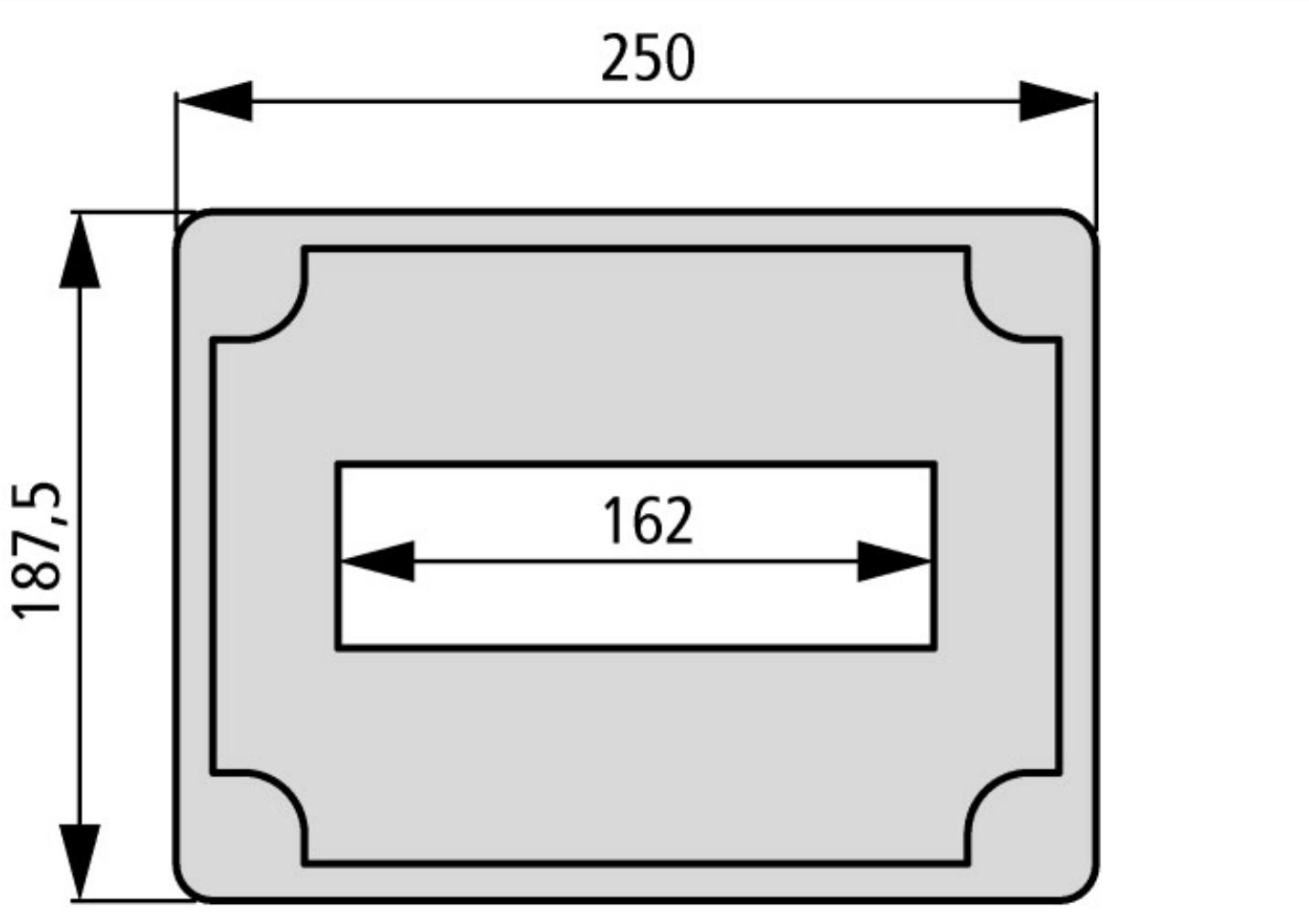
Starting enclosure for wall mounting	P _V	W	12
Middle enclosure for wall mounting	P _V	W	11
Heat dissipation, at an ambient temperature of 35°C, delta T: 35 degrees in top of the enclosure, calculated as per IEC 60890			
Individual enclosure for wall mounting	P _V	W	26
Starting enclosure for wall mounting	P _V	W	24
Middle enclosure for wall mounting	P _V	W	23
IEC/EN 61439 design verification			
10.2 Strength of materials and parts			
10.2.2 Corrosion resistance			Meets the product standard's requirements.
10.2.3.1 Verification of thermal stability of enclosures			Meets the product standard's requirements.
10.2.3.2 Verification of resistance of insulating materials to normal heat			Meets the product standard's requirements.
10.2.3.3 Verification of resistance of insulating materials to abnormal heat and fire due to internal electric effects			Lower part: 960 °C / cover: 850 °C; meets the product standard's requirements.
10.2.4 Resistance to ultra-violet (UV) radiation			Not relevant to indoor installations.
10.2.5 Lifting			5 kg per enclosure with support frame and lifting aid met; assembled and secured as per the latest applicable instruction leaflet.
10.2.6 Mechanical impact			IK10
10.2.7 Inscriptions			Meets the product standard's requirements.
10.3 Degree of protection of ASSEMBLIES			IP65
10.4 Clearances and creepage distances			Is the panel builder's responsibility.
10.5 Protection against electric shock			Protection class 2, therefore not applicable.
10.6 Incorporation of switching devices and components			Is the panel builder's responsibility.
10.7 Internal electrical circuits and connections			Is the panel builder's responsibility.
10.8 Connections for external conductors			Is the panel builder's responsibility.
10.9 Insulation properties			
10.9.2 Power-frequency electric strength			U _i = 1000 V AC
10.9.3 Impulse withstand voltage			8 kV
10.9.4 Testing of enclosures made of insulating material			Meets the product standard's requirements.
10.10 Temperature rise			The panel builder is responsible for the temperature rise calculation. Eaton will provide heat dissipation data for the devices.
10.11 Short-circuit rating			Is the panel builder's responsibility.
10.12 Electromagnetic compatibility			Is the panel builder's responsibility.
10.13 Mechanical function			Meets the product standard's requirements.

Technical data ETIM 7.0

Distribution boards (EG000023) / Small distribution board (EC000214)			
Electric engineering, automation, process control engineering / Electrical installation, device / Electrical distribution system (incl. small distribution board) / Small distribution board (ecl@ss10.0.1-27-14-24-09 [ACN387011])			
Mounting method			Surface mounted (plaster)
Number of rows			1
Width in number of modular spacings			9
Type of cover			Door
Cover model			Closed
Transparent cover/door			Yes
Material housing			Plastic
Height		mm	187.5
Width		mm	250
Depth		mm	150
Built-in depth		mm	100
Internal depth		mm	150
DIN-rail			Yes
With mounting plate			No
Extension possible			No
EMC-version			No
Colour			Grey
RAL-number			7035

Degree of protection (IP)		IP65
With lock		No
Type of closure		Other

Dimensions



Additional product information (links)

allowInterrupt=1&RevisionSelectionMethod=LatestReleased&noSaveAs=0&Render http://www.eaton.eu/DE/ecm/idcplg?IdcService=GET_FILE&model certification xEnergy Safety Ci	
allowInterrupt=1&RevisionSelectionMethod=LatestReleased&noSaveAs=0&Render http://www.eaton.eu/DE/ecm/idcplg?IdcService=GET_FILE&Save time – we assist you with expert pre-assembly	
allowInterrupt=1&RevisionSelectionMethod=LatestReleased&noSaveAs=0&Render http://www.eaton.eu/DE/ecm/idcplg?IdcService=GET_FILE&product information xEnergy Safety Ci	
tool for calculating the power loss for switching device combinations	http://www.eaton.eu/DE/Europe/Electrical/CustomerSupport/ConfigurationTools/TCTool/index.htm
configurator - xEnergy family	http://www.eaton.eu/DE/Europe/Electrical/CustomerSupport/ConfigurationTools/xEnergyMainSupport/index.htm