

Your Choices Regarding Cookies on this Site

Signify respects your privacy. We use cookies for a variety of purposes, such as website functionality, improving your experience of our website, building integration with social media and helping target our advertising. By continuing your visit on our website, you are consenting to our use of cookies.

Agree and proceed

Cookie Notice

Downlight KT Series

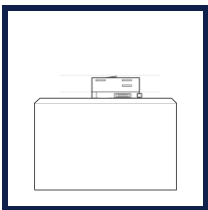
A versatile cylinder downlight with a variety of finish options

- ✓ High flexibility with Surface, Track mounted and pendant options
- ✓ Choose different finishes that fit your project
- ✓ The best quality lighting that you are used from us

Downloads

Start configuration

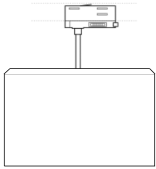
Choose mounting



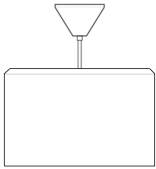
Track Mounted (T)



Surface Mounted (S)



Pendant track-mounted (PT)



Pendant surface-mounted (PS)

Choose light options

OCT




Lumen




Choose color




WH401
Satin White
(9003)




GR402
Satin Grey
(9006)




BK402
Satin Black
(9004)




GR403
Satin Dark
Grey (7043)



SI400
Satin Silver



BL410
Metallic Blue




GN410
Metallic
Green



GO400
Satin Gold




PK410
Rose Gold
(Metallic
Pink)



PU410
Metallic
Purple

Choose texture



T102
Layered Fine

Driver variants ⓘ



Non Dimming
with through
wiring, DC
feature for
track mounted



Non Dimming
with through
wiring, DC
feature for
surface
mounted



DALI
Dimming
DCDIM
feature &
Indoor
positioning
ready

Optional Accessories



No optional
accessories



UGR19
Shield
Combination
of UGR19
shield and
PCO opal
cover is not
possible.



UGR19
Shield + PCC
clear cover
IP54 if
surface
mounted



PCC clear
cover IP54 if
surface
mounted



PCO opal
cover IP54 if
surface
mounted
UGR25

Choose mounting colors

Pendant surface-mounted



White
Canopy



Black
Canopy



Canopy in
Shade Color

Pendant track-mounted



Adaptor
White




Adaptor
Black



Adaptor
Gray

Your configuration

☐

 Click the configuration image to zoom

☐

Configuration code

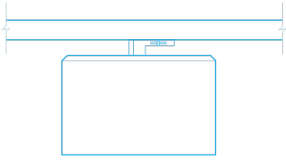
Quantity

 Add to quote

Create Spec Sheet



View collection



Versatile cylinder luminaire

Bringing glare control of downlights to open ceilings by having surface mounting, track mounting and pendant.

A digitally manufactured lightweight housing provides a distinctive aesthetic to traditional downlighting applications with multiple design options available.



Tailored to your preference

Custom designs for demanding project needs

With our flexible digital production system, our fixtures can be modified in a variety of ways. Contact us to discuss your specific needs.



Fast lead times

Custom options delivered fast

We can supply a wide range of customization options without long lead times. Our revolutionary new manufacturing technology allows us to deliver unprecedented speed,

flexibility and economy.



Circular economy ready


Fixtures inherently designed for low environmental impact

We optimize the design of our fixtures expressly to reduce our product's environmental impact: Lightweight materials reduce our carbon footprint during production and reduce the fixture's weight to minimize our transportation footprint.



Big ceilings, small glare


Even in spaces with tall ceiling heights and large volumes of space to illuminate, the KT series provides powerful glare-free illumination. Put your customers' focus where you want it: on your merchandise.



Open up, without regret

Open up big ceiling volumes in your office spaces while maintaining glare free illumination.

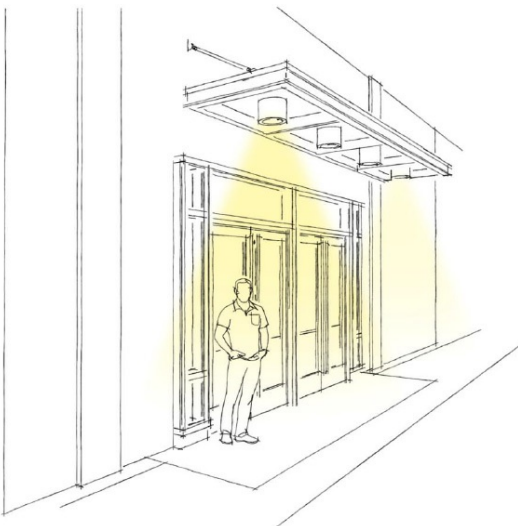
KT series surface and track mounted downlights give you all the benefits of energy efficient, long life, low glare downlights but in a standalone housing with a variety of mounting options, including track.



Skip the elevator, let's take the stairs

For stairwells in prominent and highly trafficked locations, create a more inviting and safe design with glare-free downlights instead of cheap linear battens or industrial wrap-arounds.

The KT series brings all the benefits of classic recessed downlights to surface mount locations, such as precast slab stairwells.



Make an entrance

Keep the focus on your bright and inviting entrance instead of the overhead lighting, while simplifying the construction detailing.

KT series downlights bring the benefit of recessed downlights to surface mount, damp location rated conditions such as entrance canopies.



Ensure your service shines

Even in large warehouse style stores, ensure that your key point of customer service is brilliantly illuminated without busting your budget.

Powerful yet low-glare KT series surface and track mounted downlights come with an optional pendant suspension, so you can position them at the optimal height to illuminate your cash wrap.

Downloads



Leaflet



Mounting instruction



Declaration of conformity



Photometrics

Any questions or comments? **We're here to assist you!**

Learn how our 3D printed luminaires can help you stay on trend while improving sustainability.

Contact us

Discover the series

Download Brochure





Connect with Philips



[About](#) | [Careers](#) | [Contact](#) | [Site owner](#) | [Cookie notice](#) | [Privacy notice](#) | [Product security](#) | [Terms of use](#) |

©2020 Signify Holding. All rights reserved.